



WWW.EVBGROUP.PL

EV3

WALLBOX DC

40 - 80kW





TYPE
EVB Ultra Advert DC Electric Car Charging Stations

MODEL / DESIGNATIONS

WB40-C2	no extension possible
WB40-C2-U	expandable up to 80 kW
WB40-C2-C2	no extension possible
WB40-C2-C2-U	expandable up to 80 kW
WB60-C2	no extension possible
WB60-C2-C2	no extension possible
WB60-C2-C2-U	expandable up to 80 kW
WB80-C2	no extension possible
WB80-C2-C2	no extension possible

ADDITIONAL EQUIPMENT

ACTYP2 - 22 kW plug type2, straight cable 4.8 m
 TKP - payment card terminal
 CCSCHA7M - CSS-2 or CHAdeMO cable extension up to 7 metres
 TYP27M - cable extension to type2 up to 7 metres
 UP2040 - increase in station capacity from 20 to 40 kW
 FA10045506 - free-standing construction with a set of screws non-illuminated
 LED2MFRON - LED windscreen illumination - logo/inscription
 FB12080108 - concrete slab 1200x800x10
 FB405010015 - concrete slab 400x500x1000
 SLPI8070000 - safety barrier 800x70 wall mounted
 SLPI1207000 - safety barrier 1200x70 floor mounting
 SEKR901510 - parking separator black with reflectors 900x150x100
 SEDL161412 - parking separator black with reflectors 1670x145x120
 GD12M - additional guarantee for a further 12 months beyond 24 months

APPLICATION

Small-sized wall-mounted or floor-standing DC and optional AC fast charging station.
 Suitable for private and public garages and open car parks, designed for charging cars with large battery capacities in home, workshop and public environments.

DESCRIPTION

HOUSING DESIGN:

- ▶ Powder-coated aluminium housing;
- ▶ front made of toughened glass;
- ▶ suspended or free-standing on a structure;
- ▶ Free branding and colouring based on individual design.

CONNECTORS AVAILABLE:

- ▶ CCS plug 2 (C2), with cable (Combo-2) Combo T2 with straight cable up to 4.8m;
- ▶ CHAdeMO (CH) plug with straight cable up to 4.8 m;
- ▶ Type2 plug (ACTYP2) with straight cable up to 4.8m.

AVAILABLE POINT CHARGING CAPACITIES:

- ▶ DC: 40/60/80 kW,
- ▶ AC: 22 kW.
- ▶ Two vehicles simultaneously with dynamic power sharing.

RELEVANT FEATURES:

- ▶ main switch - fuse disconnecter;
- ▶ overvoltage protection;
- ▶ overcurrent protection;
- ▶ residual current protection;
- ▶ emergency stop switch;
- ▶ checking the state of insulation;
- ▶ higher harmonic filter;
- ▶ energy consumption meter at each workstation;
- ▶ heater;
- ▶ forced ventilation system.

CHARGING SIGNALLING:

- ▶ LEDs (RGB) showing the various stages of charging;
- ▶ HD display - 10 inches - charging process parameters.

INTERFACE:

- ▶ buttons;
- ▶ LCD graphic display;
- ▶ RFID card reader in 13.56 MHz standard;
- ▶ payment terminal.

COMMUNICATION PROTOCOL:

- ▶ OCPP 1.6J, OCPP 2.0.

COMMUNICATION:

- ▶ Ethernet;
- ▶ WiFi;
- ▶ GSM, 3G, LTE.

POWER SUPPLY SPECIFICATIONS

Cross section of supply cable [mm ²]	50 mm ²
Type of power supply	3xL+N+PE
Network layout	TN-S, TNC-S, TT
Rated switching voltage [V] (+/- 10%)	400
Rated insulation voltage [V]	500/690
Rated frequency [Hz]	50/60
Withstand surge voltage [kV].	8
Rated connection power [kW]	22 - 65
Rated connection current [A]	32-125
Overvoltage protection	Type 2

TECHNICAL PARAMETERS OF THE CHARGING POINTS

Plug type	CCS-2, CHAdEMO, type2
Maximum charging current [A]	32 - 100, 32-63
Output voltage range	150-1000 VDC, 230/400 VAC
Charging standard	Mode 4, ChAdEMO2, typ 2, IEC 61851, IEC61851-23, IEC 61851-24, ISO 15118, DIN 70121, IEC 61851-1, IEC 62196-2
Communication standard	ISO 15118, DIN 70121, CHAdEMO 1.1, V2X*
Charging cable length [m]	3.5 to 10m
Power factor	0,98
Coupling efficiency [%]	to 96
Communication protocol	OCPP 1.6J (2.0 klar)
Changing station parameters	Firmware upgrade
Communication	LTE, GSM, ETHERNET, WIFI
Interface	10-inch TFT screen
Payment	Payment card terminal

*Additional option (depending on the car model and the management platform)

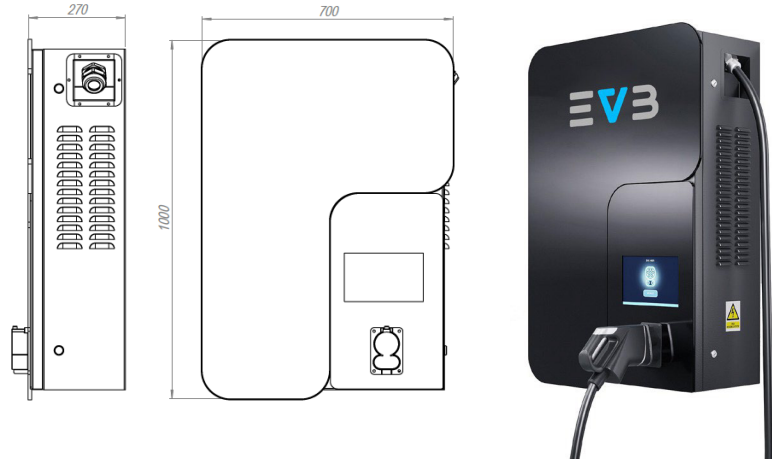
STANDARDS

EN-61851-1_2011E	Electric vehicle conductive charging system – Part 1: General requirements
EN-61851-22:2002	Electric vehicle conductive charging system - Part 22: AC electric vehicle charging station
EN 61439-1:2011	Low-voltage substations and control gear - Part 1: General rules
EN 61439-3:2012	Low-voltage substations and control gear – Part 3: Distribution board stations intended for use by persons other than the public (DBO)
EN 61439-5:2015-02	Low-voltage substations and control gear – Part 5: Sets for power distribution in public networks
EN 50274:2004	Low-voltage substations and control stations – Protection against electric shock – Protection against unintentional direct contact with hazardous live parts
EN 62208:2006	Empty enclosures for low-voltage substations and control rooms – General requirements
E 05163	Shielded low-voltage substations and switchgear – Test guidelines for arc-discharge conditions resulting from internal short circuits
EN 60695-11-10:2014-02	Fire hazard testing - Part 11-10: Test flames - 50 W flame test methods for horizontal and vertical specimen alignment
EN ISO 14040:2009	Environmental management – Life cycle assessment – Principles and structure
EN ISO 14044:2009	Environmental management – Life cycle assessment – Requirements and guidelines
EN 62196-1:2015-05	Plugs, socket-outlets, vehicle couplers and vehicle inlets – Conductive charging of electric vehicles – Part 1: General requirements
EN 62196-2:2017-06	Plugs, socket-outlets, vehicle couplers and vehicle inlets – Conductive charging of electric vehicles – Part 2: Dimensional compatibility and interchangeability requirements for a.c. plug and socket contact products
EN 62196-3:2015-02	Plugs, socket-outlets, vehicle connectors and vehicle inlets – Conductive charging of electric vehicles – Part 3: Dimensional compatibility and interchangeability requirements for d.c. and a.c./d.c. vehicle connectors with sleeve-and-pin contacts
ISO/IEC 14443	Identification cards - Proximity chips - Proximity cards
ISO/IEC 15693	Identification cards - Proximity chips - Proximity cards
EN 61000-6	Electromagnetic compatibility (EMC) - Part 6-2: Generic standards - Immunity for industrial environments

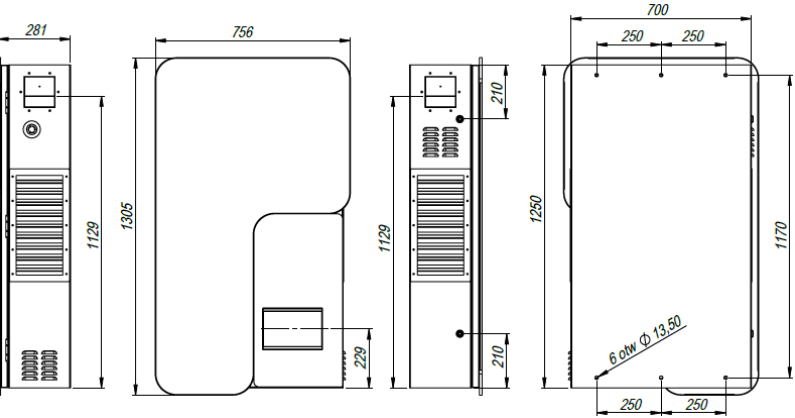
TECHNICAL SPECIFICATIONS OF THE HOUSING

Dimension (H/W/D) [mm].	WB 1-stand: 1000/700/301 WB 2-stand: 1250/700/301 Construction: 950/606/301
Package Dimension [cm]	220/120/80 (stand + construction) 140/80/60 (stand)
Material	Aluminium, toughened glass
Color	Any RAL
Protection class	I/II
Protection class IP/IK	54/10
Weight [kg]	170-190
Operating temperature [C]	-30 to +55
Moisture content [%]	95
Noise level [dB]	<60
Installation	4xM12

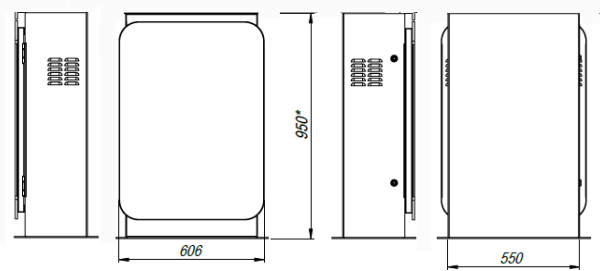
WB 1-STAND: 1000/700/301



WB 2-STAND: 1250/700/301



CONSTRUCTION: 950/606/301





CONTACT

MOBILE: +48 696 673 646

E-MAIL: OFFICE@EVBGROUP.PL

WWW.EVBGROUP.PL